

# Cycle 2 – 1<sup>ère</sup> primaire



## TRAITEMENT DE DONNEES

Voici quelques petites activités qui te permettront de développer ton attention visuelle.

Attention, il faut également bien te concentrer.



### Trouve les 14 erreurs



# CHERCHE ET TROUVE

la nature






















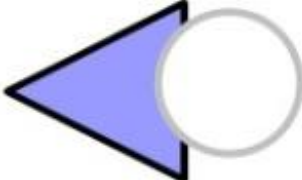

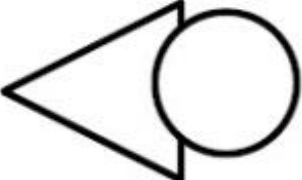

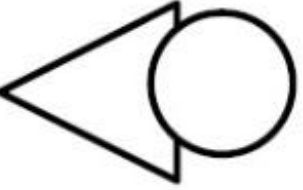
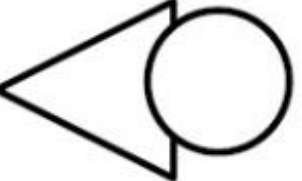


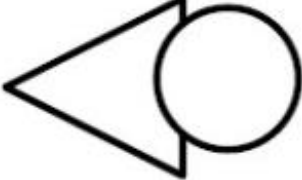
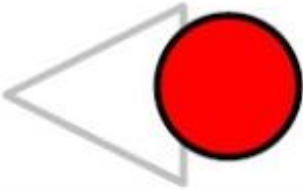
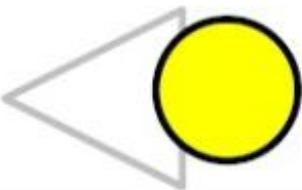
Combien?




















Colorie la fleur avec les deux couleurs indiquées par le tableau à double entrée.

Observe bien chaque dessin, réalise exactement le même dans l'espace prévu à droite.

